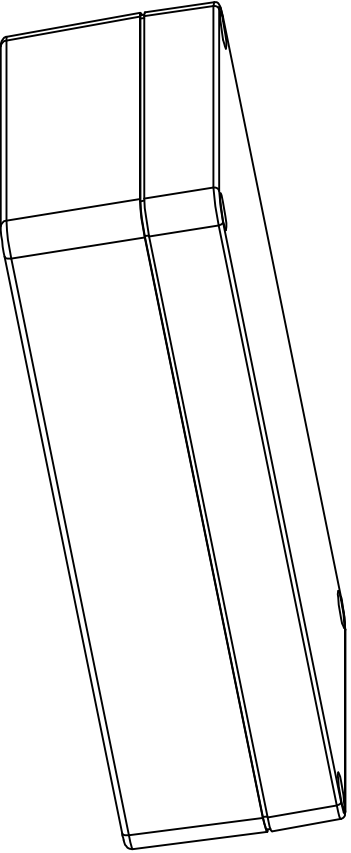

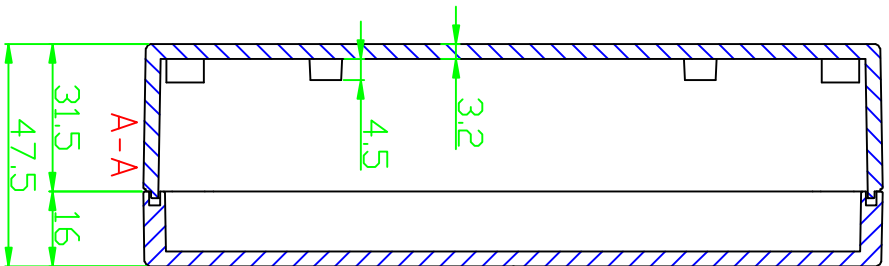
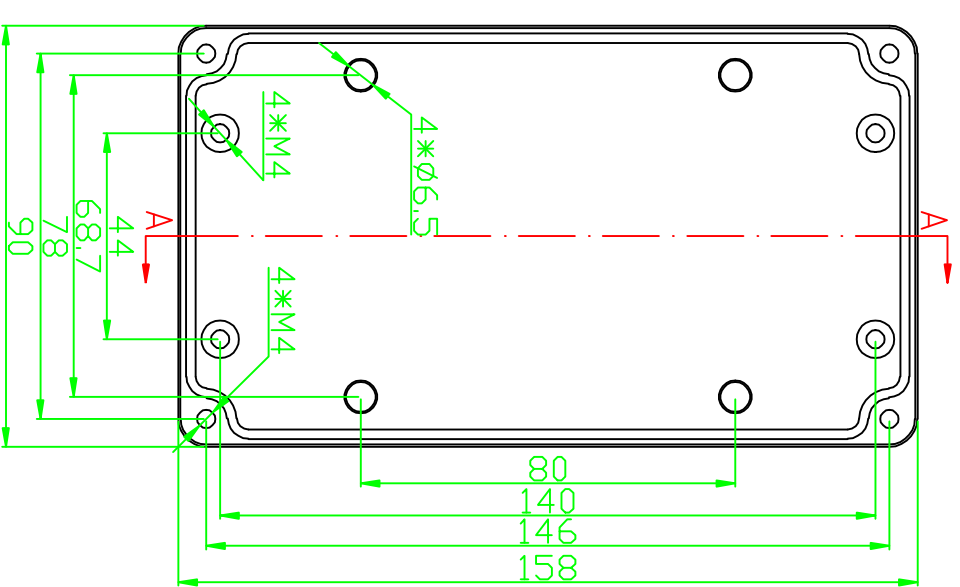


REVISION RECORD				
REV	ECD	DESCRIPTION	DRFT	CHKD



DETACHED LISTS		NAME		DATE
 FIRST ANGLE PROJECTION	 TOLERANCES EXCEPT AS NOTED	DRAWN	NAME	DATE
MM 0 ± 0.3 0.00 ± 0.02 0.00 ± 0.1	± ± ±	CHECKED	Kenf	10/21/2015
ANGLES ± 5°	MATERIAL: ABS	ENG APPR		
	QT'Y: 1			
	FINISH:			
	SCALE: 1:1			
	DRAWING NO: PW140S			
	/PART NO: 00			
	IDO NDT SCALE DRAWING			
	SHEET 1			
	SIZE A4			
	REV 1			
	OF 1			
EVEREST WWW.EVERESTCASE.COM		埃弗勒斯 EVEREST		
PW140S		TITLE		