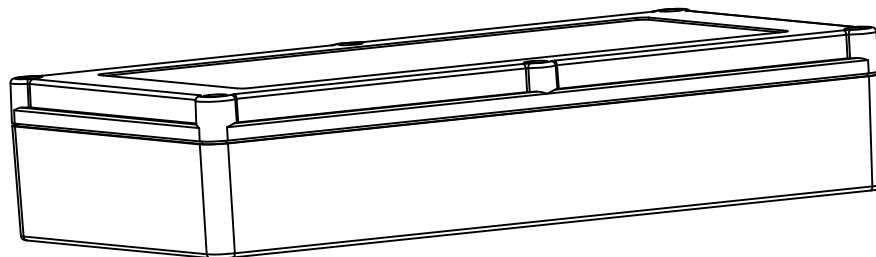

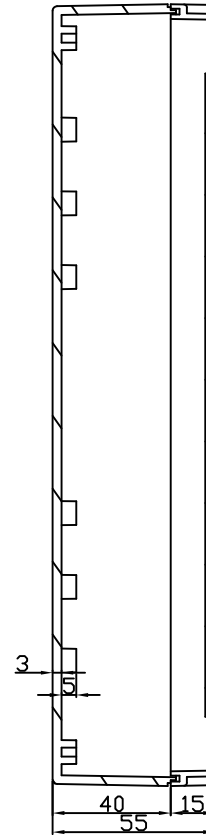
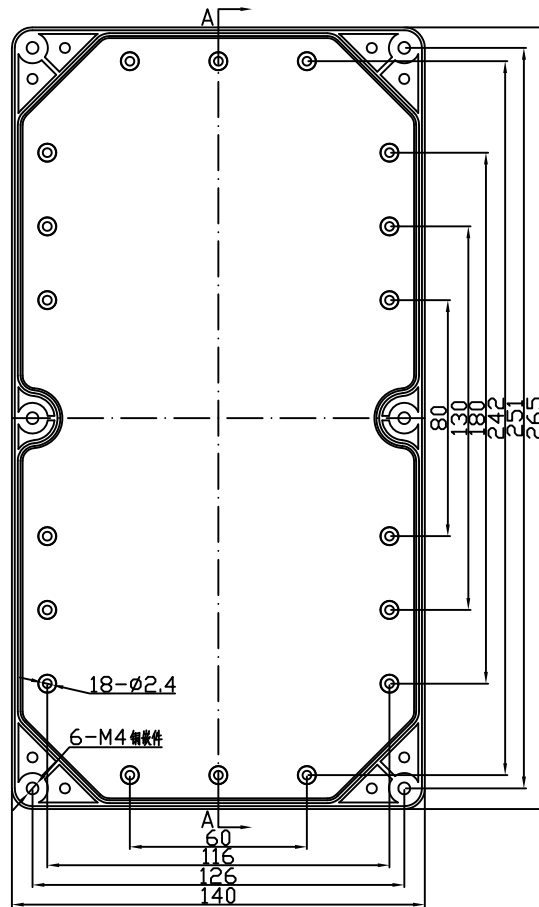


REVISION RECORD				
REV	ECD	DESCRIPTION	DRFT	CHKD



DETACHED LISTS			DRAWN	NAME	DATE	 EVEREST WWW.EVERESTCASE.COM	TITLE		
	TOLERANCES EXCEPT AS NOTED		CHECKED	Aaron	01/14/2015		PW135		
	MM	±	ENG APPR.				DRAWING NO. PW135		
	.0 ± 0.3	±					/PART NO. 00		
.00 ± 0.2	±	MATERIAL : ABS			SIZE			REV	
.000 ± 0.1	±	QT'Y :			A4				
ANGLES ± 5°		FINISH:			DRAWING NO. PW135			DO NOT SCALE DRAWING	
		SCALE : 1:1			SHEET 1			OF 1	